



Middle Atlantic Products, Inc.

middleatlantic.com

The MRK Series 19" gangable enclosures

Narrow design for large multi-bay jobs

EIA/TIA Compliant

SEISMIC CERTIFIED

C(UL) US LISTED

Features

- Fully welded construction
- 2,500 lb. weight capacity
- 1/8" thick structural steel internal braces
- UL Listed in the US and Canada
- Seismic certified (when used with MRK-Z4 option) with an Ip value of 1.5
- 22" OD width, available 26-1/2", 31-1/2", 36" and 42" OD depth
- 1/2", 3/4", 1" & 1-1/2" electrical knockouts on rear plates top & bottom, easily removable for cable pass-through, top plate additionally includes UHF/VHF knockouts
- 2 wide pairs of 11-gauge 10-32 threaded rackrail with numbered rackspace increments
- Keylocked solid rear door standard, optional vented rear door available
- Optional solid, fully vented, plexiglass & vented plexiglass front doors available
- Open top with configurable top panel options
- Durable black textured powder coat finish



MRK-4426

Enclosure Accessories

ADDITIONAL RAIL KIT
 CASTER BASE
 CONFIGURABLE TOPS
 COPPER BUSS BAR
 CRATING SERVICE
 DOCUMENT POCKET
 DOOR LATCH
 GANGING HARDWARE
 INNER PLATFORM BASE
 LEVELING FEET
 REMOVABLE SIDE PANELS
 SEISMIC FLOOR ANCHOR BRACKETS
 TOP RAILS
 UNIVERSAL FRONT DOORS
 VENTED REAR DOORS
 WRINKLE TOUCH-UP PAINT

for details - see Master Catalog or
 visit middleatlantic.com

Architects' and Engineers' Specifications

EIA compliant 19" gangable equipment rack shall be Middle Atlantic Products model # MRK-____ (see chart for available models). Overall dimensions of rack shall be ____"H x ____"W x ____"D (refer to chart). Useable height shall be ____ rackspaces, useable depth shall be ____" (refer to chart). Fully welded construction provides a 2,500 lb. weight capacity. Rack shall be constructed of the following materials: top and bottom shall be 14-gauge steel, horizontal braces shall be 16-gauge steel, rear door shall be 18-gauge steel, all structural elements shall be phosphate pre-treated and finished in a durable black powder coat. Rack shall come equipped with two pairs of 11-gauge steel rackrail with tapped 10-32 mounting holes in universal EIA spacing, black e-coat finish and numbered rackspaces. The MRK shall have a solid locking rear door. Rack shall have a removable rear knockout panel with 1/2", 3/4", 1", and 1-1/2" electrical knockouts installed in base, and a removable rear knockout panel with 1/2", 3/4", 1", and 1-1/2" electrical knockouts, and BNC knockouts for UHF/VHF antennas installed in top. Grounding and bonding stud shall be 1/4-20 threaded, installed in base of enclosure. MRK Series enclosures shall satisfy the 1997 UBC and 2001 CBC Seismic Zone 4 and the 2000 IBC, 2003 IBC, 2002 ASCE Standard 7, and 2003 Ed. NFPA 5000 Seismic Use Group III lateral force requirements for protecting 900 lbs. of essential equipment in upper floor installations when used in conjunction with the (MRK-Z4) seismic floor anchor brackets with an Ip value of 1.5. Rack shall be UL Listed in the US and Canada. Rack shall be warranted to be free from defects in material or workmanship under normal use and conditions for the lifetime of the product.

OPTIONS

- Front doors shall be reinforced 16-gauge steel, model # FD-XX (solid), VFD-XX (vented, 22% open area), LVFD-XX (vented, 63% open area) PFD-XX (plexi), PVFD-44 (vented plexi) (X = # of rackspaces of MRK rack)
- Vented rear doors shall be 16-gauge steel, model # MW-VRD-44 (vented top and bottom), MW-LVRD-XX (vented 63% open area, not available for 24 space rack), X = # of rackspaces of MRK rack)
- Removable keylocked side panels shall be constructed of 16-gauge steel with recessed lift handles, model # SPN-XX-(267/312/36/423) (X = rackspace), 267 = 26-1/2" cabinet depth, 312 = 31-1/2" cabinet depth, 36 = 36" cabinet depth), 423 = 42" cabinet depth
- Top panels, 16-gauge steel, in 4 styles - model # MW-ST (solid top), #MW-10FT (10" fan), #MW-4FT (four 4-1/2" fans), #MW-VT (vented top) # MW-LA (accepts 6" & 12" wide cable ladders)
- Caster base, adds 1" to overall height, four casters shall have a total weight capacity of 1,300 pounds, model # CBS-MRK-YY (Y = cabinet depth) and be UL Listed in the US and Canada
- Fine floor friendly caster base, model # CBS-MRK-__R shall have a 700 lb. weight capacity
- Rail bracket adaptors shall allow for mounting of blank or other panels vertically between rackrail brackets. Available for 44 space enclosures and shall be model # RBA-MV44-X (X = 1, 2 or 3 rackspaces)
- Intergrated fan tops shall include a proportional speed thermostatic fan control and (4) 4-1/2" quiet fans, model # MW-4QT-FC, or (1) 10" fan, model # MW-10FT-FC
- Additional rail kit, 11-gauge, 10-32 threaded, sold in pairs, hardware included, model # MV-RRXX (X = # of rackspaces)
- Seismic Zone-4 and Seismic use group III compliancy floor anchor kit, model # MRK-Z4
- AXS option available (See AXS Spec sheet 96-0555)

electronic version available at middleatlantic.com

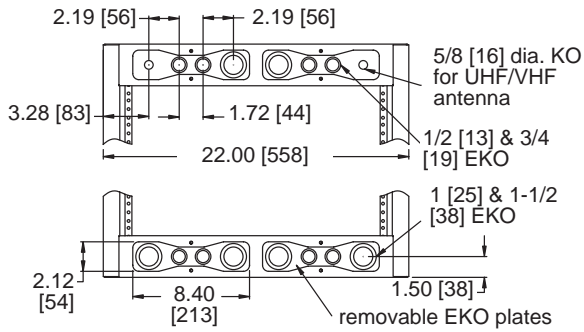
Engineered Mounting Solutions

MRK basic dimensions

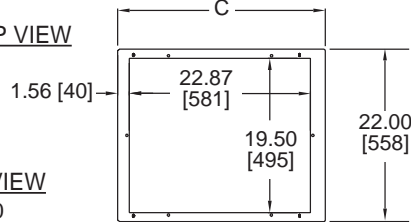


REAR VIEW TOP & BOTTOM


All dimensions in inches unless otherwise noted [All dimensions in brackets are in millimeters]



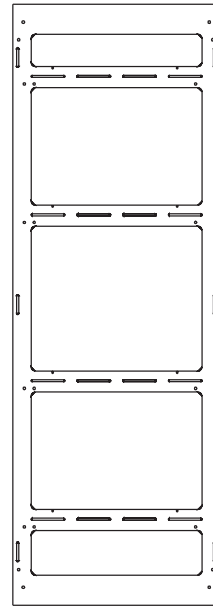
TOP VIEW



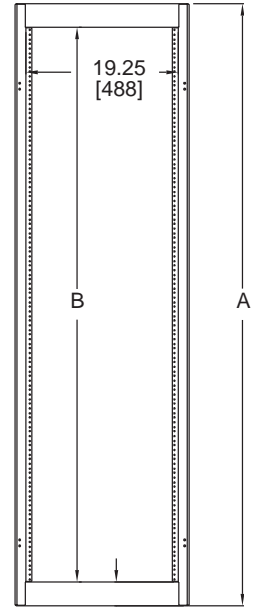
REAR VIEW



SIDE VIEW



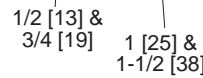
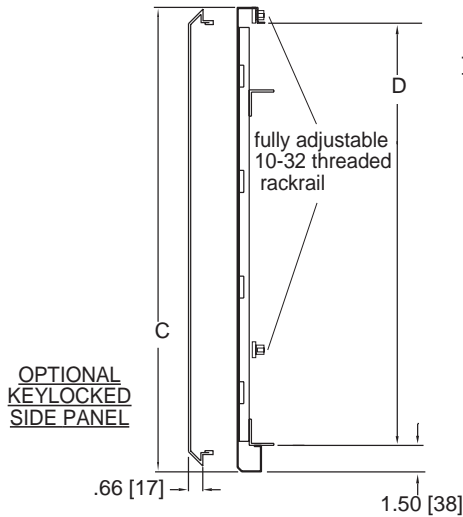
FRONT VIEW



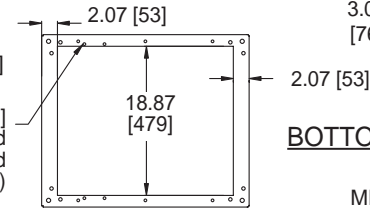
TOP VIEW OF MRK SIDE

SECTIONAL DETAIL

rackrail to front door clearance (with rackrail in forward-most position)
2.22 [56] solid or vented / 2.04 [51] plexi door



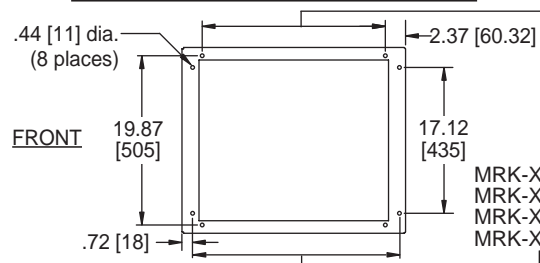
1/4 [6] - 20 X 1 [25] grounding and bonding stud (1 place only)



BOTTOM VIEW

MRK-XX26=21.50 [546]
MRK-XX31=26.50 [673]
MRK-XX36=31.10 [790]
MRK-XX42=37.10 [942]

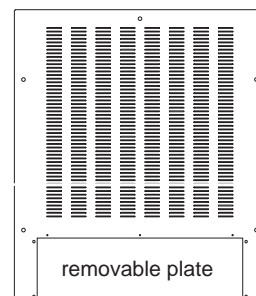
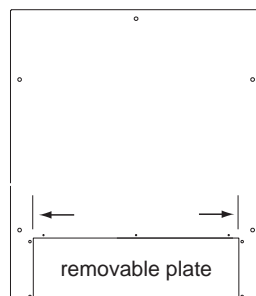
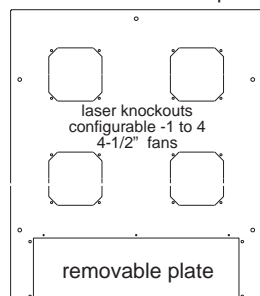
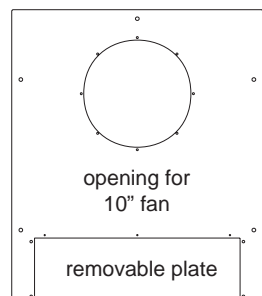
FLOOR MOUNTING LOCATIONS



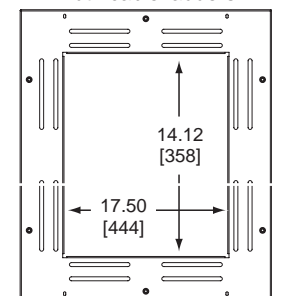
MRK-XX26=24.29 [617]
MRK-XX31=29.29 [744]
MRK-XX36=33.89 [861]
MRK-XX42=39.89 [1013]

Part #	A Overall Height	B Useable Height	C Overall Depth	D Useable Depth
MRK-4426	83.12 [2111]	77.12 [1959]	26.40 [671]	24.00 [610]
MRK-4026	76.12 [1934]	70.12 [1781]	26.40 [671]	24.00 [610]
MRK-3726	70.87 [1800]	64.87 [1648]	26.40 [671]	24.00 [610]
MRK-2426	48.12 [1222]	42.12 [1070]	26.40 [671]	24.00 [610]
MRK-4431	83.12 [2111]	77.12 [1959]	31.40 [798]	29.00 [737]
MRK-4031	76.12 [1934]	70.12 [1781]	31.40 [798]	29.00 [737]
MRK-3731	70.87 [1800]	64.87 [1648]	31.40 [798]	29.00 [737]
MRK-2431	48.12 [1222]	42.12 [1070]	31.40 [798]	29.00 [737]
MRK-4436	83.12 [2111]	77.12 [1959]	36.00 [914]	33.60 [853]
MRK-4036	76.12 [1934]	70.12 [1781]	36.00 [914]	33.60 [853]
MRK-4442	83.12 [2111]	77.12 [1959]	42.00 [1067]	39.60 [1006]
MRK-4042	76.12 [1934]	70.12 [1781]	42.00 [1067]	39.60 [1006]

MRK top options (removable plate opening accommodates 2 space panel)



accommodates 12" and 6" width cable ladders



MW-10FT / MW-10FT-FC* MW-4FT / MW-4QFT-FC*

* Includes fan(s) and thermostatic fan control

MW-ST

MW-VT

MW-LA